



MRC Agrotech Ltd

Date: 10th November 2023

The Manager
Department of corporate services
Bombay Stock Exchange Limited
P.J.Towers, Dalal Street
Mumbai-400 001.

Dear Sir/Madam,

Sub: MRC Agrotech Limited – Outcome of Board Meeting

Ref: Scrip Code: 540809

Pursuant to Regulation 33 of SEBI (Listing Obligations and Disclosure Requirements), Regulations 2015,
Please find attached herewith the Quarterly Financials for the Quarter ended on 30.09.2023.

This is for your records

Thanking you,
For MRC Agrotech Limited

Company Secretary
Place: Mumbai



(Formerly known as MRC Exim Ltd.)



Jain Anil & Associates

CHARTERED ACCOUNTANTS

1603, Gaurav Height, Dahanukar Wadi, Kandivali (W), Mumbai – 400067.

LIMITED REVIEW REPORT OF MRC Agrotech Limited FOR THE QUARTER AND THREE MONTHS ENDED 30TH SEPTEMBER, 2023

Review Report to the Board of Directors

We have reviewed the accompanying statement of unaudited financial results of MRC Agrotech Limited for the Quarter and three months ended 30th September, 2023 except for the disclosure regarding 'Public Shareholding' and 'Promoter and Promoter Group Shareholding' which have been traced for disclosure made by the management and have not been audited by us. This statement is the responsibility of the Company's Management and has been approved by the Board of Directors at their meeting held on 10th November, 2023. Our responsibility is to issue a report on these financial statements based on our review.

We conduct our review in accordance with the Standard on Review Engagement (SRE) 2410. Review of Internal Financial Information Performed by the Independent Auditor of the Entity issued by the Institute of Chartered Accountants of India. This standard requires that we plan and perform the review to obtain moderate assurance as to whether the financial statements are free from misstatement. A review is limited primarily to inquiries of company personnel and analytical procedure applied to financial data and thus provides less assurance than an audit. We have not performed an audit and accordingly, we do not express an audit opinion.

Based on our review conducted as above, nothing has come to our attention that causes us to believe that the accompanying statement of unaudited financial results prepared in accordance with applicable accounting standards and other recognized accounting practices and policies has not disclosed the information required to be disclosed in terms of Clause 41 of the Listing Agreement including the manner in which it is to be disclosed. Or that it contains any material misstatement.

For: Jain Anil and Associates.
Chartered Accountants
Firm Registration No.: 0115987W

ANIL GANPATLAL
JAIN

Digitally signed by ANIL
GANPATLAL JAIN
Date: 2023.11.10 17:35:50
+05'30'

Anil Jain
Proprietor
Membership No: 039803

Date: 10th November, 2023
UDIN: 23039803BGTLPN3903



MRC Agrotech Ltd

BALANCE SHEET
MRC AGROTECH LIMITED
Balance Sheet as at 30th September 2023

Particulars		Note No.	30TH September, 2023	30TH June, 2023
I. EQUITY AND LIABILITIES				
1 Shareholders' funds				
(a)	Share capital	1	10,42,09,000	10,42,09,000
(b)	Reserves and surplus	2	3,26,84,597	2,73,03,401
(c)	Money received against share warrants			
2 Share application money pending allotment				
3 Non-current liabilities				
(a)	Long-term borrowings		7,26,773	23,42,099
(b)	Deferred tax liabilities (Net)		1,03,345	1,03,345
(c)	Other Long term liabilities			
(d)	Long-term provisions			
4 Current liabilities				
(a)	Short-term borrowings	3	-	-
(b)	Trade payables	4	6,58,07,937	3,48,41,757
(c)	Short-term provisions	5	2,11,49,490	2,08,62,047
TOTAL			22,46,81,142	18,96,61,649
II. ASSETS				
Non-current assets				
1 (a) Fixed assets				
(i)	Tangible assets	6	19,129	23,448
(ii)	Intangible assets			
(iii)	Capital work-in-progress			
(iv)	Intangible assets under development			
(b)	Non-current investments	7	10,000	4,70,000
(c)	Deferred tax assets (net)			-
(d)	Long-term loans and advances			
(e)	Other non-current assets			
2 Current assets				
(a)	Current investments			
(b)	Inventories		40,25,000	40,25,000
(c)	Trade receivables	8	12,47,82,580	8,41,41,235
(d)	Cash and cash equivalents	9	3,79,039	18,64,729
(e)	Short-term loans and advances	10	7,92,07,083	8,28,98,866
(f)	Other current assets	11	1,62,58,311	1,62,38,372
TOTAL			22,46,81,142	18,96,61,649

See accompanying notes to the financial statements

As per our report on Balance Sheet

For Jain Anil & Associates

Chartered Accountants

(Firm Regn No : 0115987W)

(Anil Jain)

Proprietor

(Membership No : 039803)

UDIN:

Place : Mumbai

Date : 10/11/2023

For MRC AGROTECH LIMITED



Uttamkumar Singh

(Director)

DIN No: 09671175

(Formerly known as MRC Exim Ltd.)

**MRC AGROTECH LIMITED****NOTES TO FINANCIAL STATEMENTS FOR THE QUARTER ENDED ON 30TH September,****2023****NOTE 1 SHARE CAPITAL**

	30-09-2023	30-06-2023
Authorised		
10,50,000 Equity Shares of Rs. 10 each	10,50,00,000	10,50,00,000
Issued		
1,04,20,900 Equity Shares of Rs.10 each	10,42,09,000	10,42,09,000
29,68,360 Equity Shares of Rs.10 each (Bonus Share Allotted in the Ratio of 3 shares for every 2 Shares held)		
Subscribed & Paid up		
1,04,20,900 Equity Shares of Rs.10 each (29,68,360 Equity Shares of Rs. 10 each)	10,42,09,000	10,42,09,000
Total	10,42,09,000	10,42,09,000

Reconciliation of Equity Shares Outstanding at the beginning and at the end of the Year

Particular	30-09-2023	30-06-2023
Equity Shares:		
At the Beginning of the Period	1,04,20,900	1,04,20,900
Issued during the year as fully Paid	-	-
Bonus Shares issued during the year	-	-
Outstanding at the end of the Year	1,04,20,900	1,04,20,900
Total	1,04,20,900	1,04,20,900

Reserves & Surplus

Particulars	30-09-2023	30-06-2023
Share Premium		
Opening balance	1,42,50,000	1,42,50,000
Additions	-	-
Less : Capitalisation		
Closing Balance	1,42,50,000	1,42,50,000
Profit & Loss Account		
Opening balance	1,30,53,401	91,27,847
(+) Net Profit/(Net Loss) For the current year	53,81,196	37,86,392
(+) Others		1,39,162
(-) Loss On Sales Of Investment		
Adjustment of Reserve & Surplus on a/c of Depreciation		
Closing Balance	1,84,34,597	1,30,53,401
Total	3,26,84,597	2,73,03,401

Short Term Borrowings	30-09-2023	30-06-2023
Bank Overdraft	-	-
Unsecured loan	-	-
	-	-





Note 4

Trade Payables

Trade Payables	30-09-2023	30-06-2023
Sundry Creditors	6,11,62,800	3,14,50,395
Others	37,95,137	25,41,362
Advance for Material	8,50,000	8,50,000
Total	6,58,07,937	3,48,41,757

Note 5

Short Term Provisions

Short Term Provisions	30-09-2023	30-06-2023
Provisions	26,52,680	29,67,034
Provisions for expenses	1,87,10,599	1,87,10,599
Gst payable	-2,79,081	-8,43,059
Tds Payable	900	900
TCS Receivable	64,392	26,574
Total	2,11,49,490	2,08,62,047

Note 7

Non Current Investments

Non Current Investments	30-09-2023	30-06-2023
Investment in 4000 Equity shares of AA Plus Tradelink Limitedv(Rs. 2.5/-)	10,000	4,70,000
Fixed Deposit With Bank		
Total	10,000	4,70,000

Note 8

Trade Receivables

Trade Receivables	30-09-2023	30-06-2023
Outstanding for more than 6 months		-
Others	12,47,82,577	8,41,41,233
Total	12,47,82,577	8,41,41,233

Note 09

Cash & Cash Equivalents

Cash and cash equivalents	30-09-2023	30-06-2023
A. Cash on hand	3,67,142	7,33,642
B. Bank Balances	11,897	11,31,086
Total	3,79,039	18,64,728

Note 10


Short Term Loans & Advances

Short Term Loans & Advances	30-09-2023	30-06-2023
Short Term Loans & Advances	7,90,71,083	8,27,62,866
SSPN Ltd.	1,36,000	1,36,000
Advance for Material	-	-
Total	7,92,07,083	8,28,98,866

Note 11

Other Current Assets

Other Current Assets	30-09-2023	30-06-2023
Tax Deducted At source	4,31,150	4,31,150
Tax Collected At source	68,016	48,076
Less : Provision for Tax	12,65,855	12,65,855
	-7,66,689	-7,86,628
GST Receivable		-
Other current Assets		
Security Deposit	1,70,25,000	1,70,25,000
Total	1,62,58,311	1,62,38,372





STATEMENT OF PROFIT AND LOSS
MRC AGROTECH LIMITED
for the period ended 30.09.2023

MRC Agrotech Ltd

Particulars	Refer Note No.	For quarter ending 30th September, 2023	For quarter ending 30th June, 2023
I. Revenue from operations	12	3,70,81,000	2,83,62,120
II. Other income	13	19,90,615	44,52,013
III. Total Income		3,90,71,615	3,28,14,133
IV. Expenses:			
Cost of materials consumed			
Purchases of Stock-in-Trade	14	3,25,70,000	3,15,52,940
Changes in inventories of finished goods work-in-progress and Stock-in-Trade		-	-40,25,000
Employee benefits expense	15	45,000	60,000
Finance costs	16	-	-
Depreciation	6	4,319	4,319
Other expenses	17	10,71,100	14,35,483
Total expenses		3,36,90,419	2,90,27,741
Profit before exceptional and extraordinary items and tax (III-IV)		53,81,196	37,86,392
VI. Exceptional items			
VII. Profit before extraordinary items and tax (V - VI)		53,81,196	37,86,392
VIII. Extraordinary Items			
Public Issue Expenses			
IX. Profit before tax (VII- VIII)		53,81,196	37,86,392
X Tax expense:			
(1) Current tax		-	-
(2) Deferred tax		-	-
(3) Short Provision of earlier Years		-	-
Profit (Loss) for the period from continuing operations (VII-VIII)		53,81,196	37,86,392
XII Profit/(loss) from discontinuing operations			
XIII Tax expense of discontinuing operations			
Profit/(loss) from Discontinuing operations (after tax) (XII-XIII)			
XV Profit (Loss) for the period (XI + XIV)		53,81,196	37,86,392
XVI Earnings per equity share:			
(1) Basic		0.52	0.36
(2) Diluted		0.52	0.36

See accompanying notes to the financial statements

As per our report of even date

For Jain Anil & Associates

Chartered Accountants

(Firm Regn No : 0115987W)

(Anil Jain)

Proprietor

(Membership No : 039803)

UDIN:

Place : Mumbai

Date : 10/11/2023

For MRC AGROTECH LIMITED

Uttamkumar Singh

(Director)

DIN No: 09671175

(Formerly known as MRC Exim Ltd.)



MRC AGROTECH LIMITED

NOTES TO FINANCIAL STATEMENTS FOR THE YEAR ENDED ON 30th September, 2023

NOTE 12

For the Financial Year ended

SR No	Revenue from Operations	30th September 2023	30th June 2023
1	Sale of Products	3,70,81,000	2,83,62,120
2	GST		
	Commission Income	-	-
	TOTAL	3,70,81,000	2,83,62,120
	Less: Gst		-
	Total	3,70,81,000	2,83,62,120

NOTE 13

For the Financial Year ended

SR No	Other Income	30th September 2023	30th June 2023
1	Discount & Rebate		-
2	Interest on Bank Deposits		-
3	Income Tax Refund		
4	Interest on Advances		
5	Capital Gain on Shares	19,90,615	44,52,013
	Total	19,90,615	44,52,013

NOTE 14

For the Financial Year ended

SR No	Cost of materials consumed	30th September 2023	30th June 2023
1	Freight & Carriage Inward		-
2	Purchases	3,25,70,000	3,15,52,940
3	GST on Purchases		-
	Total	3,25,70,000	3,15,52,940
	Less: Gst		-
	Total	3,25,70,000	3,15,52,940

NOTE 15


For the Financial Year ended

SR No	Employee benefits expense	30th September 2023	30th June 2023
1	Directors Remuneration		
2	Staff Welfare Expenses		
3	Salary Wages & Bonus	45,000	60,000
	Total	45,000	60,000

NOTE 16

For the Financial Year ended

SR No	Finance Cost	30th September 2023	30th June 2023
1	Interest on Loan		
2	Interest on Bank Overdraft		-
	Total		-





NOTE 17

For the Financial Year ended

SR No	Other Expenses	30th September 2023	30th June 2023
1	Audit Fees		
2	Bank Charges	750	2,100
5	Business Promotion Expenses	5,632	3,300
6	Conveyance Expenses	1,10,421	1,24,083
7	Festival Expenses	82,415	88,341
8	Electricity Expenses	16,454	17,749
9	Telepone & Mobile Charges	8,554	9,490
11	Office Expenses	27,076	1,872
12	Office Rent	2,70,000	2,73,000
13	Postage & Courier	2,154	3,999
15	Professional Fees		
16	Share Demat expenses		589
17	Service Charges	9,000	5,47,500
18	Retainership Charges	99,654	1,05,757
19	Sundry Expenses	435	17,248
20	Printing & Stationery Expenses	8,136	12,211
21	Travelling Expenses	98,658	1,02,990
22	Repairs & Maintenance	45,650	55,000
25	Loading & Unloading Expenses	68,754	70,253
26	Taxes Paid	1,90,350	
27	GST		
28	Penalties	27,007	
Total		10,71,100	14,35,483





NOTE 7 : FIXED ASSETS											
NOTE NO. 6 ON ACCOUNTS FOR THE YEAR ENDED ON 30th September, 2023											Amount in Rs.
SR. NO.	NAME OF ASSETS	RATE OF DEP.	ADDITION			TOTAL as on 30-Sep-23	DEPRECIATION			NET BLOCK	
			AS ON 1/4/2023	Before 180 days	After 180 Days		Total Depreciation AS ON 1/4/2023	Depreciation FOR THE 6 MONTHS	Total Depreciation AS ON 30-Sep-23	assets AS ON 30-Sep-23	AS ON 31-Mar-23
1	Computer	63.16%	5,44,237	-	-	5,44,237	5,42,890	425	5,43,316	922	1,347
2	Air Conditioner	45.07%	32,611	-	-	32,611	31,160	327	31,487	1,124	1,451
3	Computer Software	63.16%	13,40,031	-	-	13,40,031	13,15,063	7,885	13,22,948	17,083	24,969
TOTAL			19,16,880	-	-	19,16,880	18,89,113	8,637	18,97,751	19,129	27,766

DETAILS OF DEPRECIATION FOR THE YEAR ENDED 30th September, 2023 - RULE 5(1) of AS PER INCOME TAX RULES, 1962

Amount in Rs.										
SR. NO.	NAME OF ASSETS	RATE OF DEP.	ADDITION			TOTAL	DEPRECIATION		NET BLOCK	
			AS ON 1/4/2023	Before 180 days	After 180 Days		For The Year	AS ON 31-Mar-24		
1	Computer	40.00%	2,66,118	-	-	2,66,118	1,06,447			1,59,671
2	Air Conditioner	10%	21,231	-	-	21,231	2,123			19,108
TOTAL			2,87,349	-	-	2,87,349	1,08,570			1,78,779





CASH FLOW STATEMENT ANNEXED TO THE BALANCE SHEET AS AT 30TH September, 2023

PARTICULARS	30-09-2023	30-06-2023
CASH FLOW FROM OPERATING ACTIVITIES		
Net Profit /(Loss) Before tax paid and extra ordinary items	53,81,196	37,86,392
Less : Extra-ordinary items		-
	53,81,196	37,86,392
Adjusted for :		
Interest on Loan (Non operating)	-	-
Interest on FDR (Non operating)	-	-
Capital Gain (Non operating)	-19,90,615	-44,52,013
Others	3	1,39,165
Depreciation & Public Issue Expenses	4,319	4,319
Operating Profit/(Loss)before Working Capital Changes	33,94,903	(5,22,138)
Adjusted for :		
Trade Payable	3,09,66,180	75,60,201
Other Current Liabilities	-	-
Short Term Provision	2,87,443	-13,76,817
Inventory	-	-40,25,000
Short Term Loans & Advances	36,91,783	46,22,234
Other Current Assets	-19,940	-4,749
Trade Receivable	-4,06,41,345	-1,16,65,639
	(23,20,977)	(54,11,908)
Less : Taxes Paid (TDS)		
NET CASH FROM OPERATING ACTIVITIES	(A) (23,20,977)	(54,11,908)
CASH FLOW FROM INVESTING ACTIVITIES		
Other Non-Current Assets (Investments)	4,60,000	7,80,000
Gain on Sales of Investment	19,90,615	44,52,013
Interest on Investments (TDS)	-	-
TDS on Interest	-	-
Long term Loans Given	-	-
Short term Borrowings	-	-
Fixed Assets		
NET CASH FROM INVESTING ACTIVITIES	(B) 24,50,615	52,32,013





CASH FLOW FROM FINANCING ACTIVITIES				
Proceeds from issue of Share Capital			-	-
Proceeds of Share Premium			-	-
Public Issue Expenses			-	-
Loan from Director			-16,15,326	-7,95,500
NET CASH FROM FINANCING ACTIVITIES (C)			(16,15,326)	(7,95,500)
NET INCREASE IN CASH & CASH EQUIVALENT			(14,85,688)	(9,75,395)
OPENING BALANCE OF CASH & CASH EQUIVALENT			18,64,726	28,40,121
CLOSING BALANCE OF CASH & CASH EQUIVALENT			3,79,039	18,64,726

For Jain Anil & Associates

Chartered Accountants

(Firm Regn No : 0115987W)

For MRC AGROTECH LIMITED

Uttamkumar Singh

(Director)

DIN No: 09671175

(Anil Jain)

Proprietor

(Membership No : 039803)

UDIN:

Place : Mumbai

Date : 10/11/2023





ANNEXURE I TO CLAUSE 33 OF LISTING AGREEMENT															
AUDITED FINANCIAL RESULT FOR THE PERIOD ENDED 30TH September, 2023															
Sr No	PARTICULARS	3 months ended		3 months ended		6 Months Ended		6 Months Ended		6 Months Ended		12 Months Ended		12 Months Ended	
		30-Sep-23		30-Jun-23		31-Mar-23		31-Dec-22		30-Sep-22		31-Mar-22		31-Mar-21	
		Unaudited	Unaudited	Audited	Unaudited	Unaudited	Audited	Unaudited	Audited	Unaudited	Audited	Unaudited	Audited	Audited	Audited
		Rs.	Rs.	Rs.	Rs.	Rs.	Rs.	Rs.	Rs.	Rs.	Rs.	Rs.	Rs.	Rs.	Rs.
I	Revenue from operations	371	284	428	237	655	-	975	253	254	665	665	579		
II	Other Income	20	45	18	36	65	24	33	31	37	54	54	58		
III	Total Revenue (I+II)	391	329	446	273	720	24	1,008	284	291	719	719	637		
IV	Expenses														
	a) Cost of Material consumed	-	-	-	-	-	-	-	-	-	-	-	-	-	-
	b) Purchase of Stock in trade	326	316	368	226	641	1	943	251	245	594	594	560		
	c) Changes in Inventories of finished goods, work-in-progress and stock-in-trade	-	-40	-	1	-40	-1	-	-	-	1	-	-		
	d) Employees benefits expense	0	1	20	9	1	1	4	12	13	29	29	26		
	e) Finance Cost	-	-	-	-	-	-	0	0	0	-	-	2		
	f) Depreciation and amortisation expenses	0	0	0	0	0	0	1	1	2	0	0	3		
	g) Other Expenses	11	14	26	22	25	19	21	15	25	48	48	33		
	Total Expenses	337	290	413	259	627	20	968	279	285	672	671	623		
V	Profit before exceptional and extraordinary items and tax (III-IV)	54	39	33	14	93	4	40	5	6	47	48	14		
VI	Exceptional Items	-	-	-	-	-	-	-	-	-	-	-	-		
VII	Profit before extraordinary items and tax (V-VI)	54	39	33	14	93	4	40	5	6	47	48	14		
VIII	Extraordinary items	-	-	-	-	-	-	-	-	-	-	-	-		
IX	Profit Before Tax (VII-VIII)	54	39	33	14	93	4	40	5	6	47	48	14		





MRC Agrotech Ltd

X	Tax expense														
	a. Current Tax	-	-	13	-	-	-	-	10	1	2	-	13	13	4
	b. Deferred Tax	-	-	0	0	-	-	0	0	0	-	-	0	0	-
	C) Short Provision of earlier year	-	-	-	-	-	-	-	-	-	-	-	-	-	-
	Total Expenses	-	-	13	0	-	-	0	10	1	2	-	13	13	4
XI	Profit (Loss) for the period from continuing operations (IX-X)	54	39	20	14	93	4	30	4	5	34	35	10	10	
XII	Profit / (Loss) from discontinuing operations	-	-	-	-	-	-	-	-	-	-	-	-	-	-
XIII	Tax expense of discontinuing operations	54	39	-	-	93	-	-	-	-	-	-	-	-	-
XIV	Profit / (Loss) from discontinuing operations (after Tax) (XII-XIII)	-	-	-	-	-	-	-	-	-	-	-	-	-	-
XV	Profit (Loss) for the period (XI + XIV)	54	39	20	14	93	4	30	4	5	34	35	10	10	
XVI	Paid-up Equity Share Capital (Face Value Rs. 10 Each)	1,042	1,042	1,042	1,042	2,084	1,042	1,042	1,042	1,042	1,042	1,042	1,042	1,042	2,084
XVII	Reserve excluding Revaluation Reserves as per balance sheet	-	-	-	-	-	-	-	-	-	-	-	-	-	-
XVIII (A)	i) Earnings Per Share (before extraordinary items) (of Rs. 10/- each) (not annualised): (a) Basic (b) Diluted	-	-	1	1	-	-	0	0	0	0	3	0	0	0
XVIII (B)	ii) Earnings Per Share (after extraordinary items) (of Rs.10/- each) (not annualised): (a) Basic (b) Diluted	-	-	0	0	-	-	0	0	0	0	0	0	0	0
(a)	The aforementioned results were reviewed by the Audit Committee of the Board and subsequently taken on record by the Board of Directors of the Company at their meeting held on 16-08-2023														
(b)	As the Company's Business activity falls in Single Primary segment viz. Trading in Industrial Products disclosure requirement under AS-17 Segment Reporting are not applicable.														
(c)	There was no Investor Complaint pending as on 30th September 2023														
(d)	The figures for the corresponding periods have been regrouped and rearranged wherever necessary, to make them comparable.														

For Jain Anil & Associates
Chartered Accountants
(Firm Regn No : 0115987W)

(Anil Jain)
Proprietor
(Membership No : 039803)
UDIN :
Place : Mumbai
Date : 10/11/2023

FOR MRC AGROTECH LIMITED

Uttamkumar Singh
(Director)
DIN No: 09671175





MRC Agrotech Ltd

AUDITED FINANCIAL STATEMENT OF ASSETS AND LIABILITIES AS ON September 30, 2023

PARTICULARS	As at 30th September 2023	As at 30th June 2023
A. EQUITY AND LIABILITIES		
1. Shareholders' funds		
(a) Share capital	1,042	1,042
(b) Reserves and surplus	327	273
(c) Money received against share warrants		
Sub-total-shareholders funds	1,369	1,315
2. Share application money pending allotment		
3. Minority Interest		
4. Non-Current liabilities		
(a) long-term borrowings	7	23
(b) Deferred tax liabilities (net)	1	1
(c) Other long-term liabilities		
(d) Long-term provisions		
Sub-total-Non-Current Liabilities	8	24
5. Current liabilities		
(a) Short-term borrowings	-	-
(b) Trade Payables	-	-
(A) total outstanding dues of micro enterprises and small enterprises; and		
(B) total outstanding dues of creditors other than micro enterprises and small enterprises.	612	315
(c) Other Current liabilities	46	25
(d) Short-term provisions	211	209
Sub-total-Current Liabilities	870	549
TOTAL-EQUITY AND LIABILITIES	2,247	1,888
B. ASSETS		
1. Non-current assets		
(a) Fixed assets	0	0
(b) Non-current investments	0	5
(c) Deferred tax assets (net)		
(d) Long-term loans and advances		
(e) Other non-current assets		
Sub-total-Non-current assets	0	5
2. Current assets		
(a) Current Investments		
(b) Inventories	40	40
(c) Trade receivables	1,248	841
(d) Cash and Bank Balances	4	19
(e) Short-term loans and advances	792	829
(f) Other current assets	163	162
Sub-total-Current assets	2,247	1,892
TOTAL-ASSETS	2,247	1,897

For Jain Anil & Associates
Chartered Accountants
(Firm Regn No : 0115987W)

(Anil Jain)
Proprietor
(Membership No : 039803)
UDIN :
Place : Mumbai
Date : 10/11/2023



FOR MRC AGROTECH LIMITED

Uttamkumar Singh
(Director)
DIN No: 09671175

(Formerly known as MRC Exim Ltd.)



CASH FLOW STATEMENT ANNEXED TO THE BALANCE SHEET AS AT 30TH September, 2023

	PARTICULARS	30-09-2023	30-06-2023
<u>CASH FLOW FROM OPERATING ACTIVITIES</u>			
	Net Profit /(Loss) Before tax paid and extra ordinary items	54	38
	Less : Extra-ordinary items		
		54	38
<u>Adjusted for :</u>			
	Interest on Loan (Non operating)	-	-
	Interest on FDR (Non operating)	-	-
	Others	-20	-45
	Depreciation & Public Issue Expenses	0	0
	Operating Profit/(Loss)before Working Capital Changes	34	-7
<u>Adjusted for :</u>			
	Trade Payable	310	76
	Other Current Liabilities	-	-
	Short Term Provision	3	-14
	Inventory	-	-40
	Short Term Loans & Advances	37	46
	Other Current Assets	-0	-0
	Trade Receivable	-406	-117
		-23	-56
	Less : Taxes Paid (TDS)	-	-
	NET CASH FROM OPERATING ACTIVITIES (A)	-23	-56
<u>CASH FLOW FROM INVESTING ACTIVITIES</u>			
	Other Non-Current Assets (Investments)	5	8
	Gain on Sale of Assets	20	45
	Interest on Investments (TDS)	-	-
	TDS on Interest	-	-
	Long term Loans Given	-	-
	Short term Borrowings	-	-
	Fixed Assets		
	NET CASH FROM INVESTING ACTIVITIES (B)	25	52






<u>CASH FLOW FROM FINANCING ACTIVITIES</u>			
Proceeds from issue of Share Capital		-	-
Proceeds of Share Premium		-	-
Public Issue Expenses		-	-
Loan from Director		-16	-8
NET CASH FROM FINANCING ACTIVITIES (C)		-16	-8
NET INCREASE IN CASH & CASH EQUIVALENT		-15	-11
OPENING BALANCE OF CASH & CASH EQUIVALENT		18	28
CLOSING BALANCE OF CASH & CASH EQUIVALENT		4	18

For Jain Anil & Associates
Chartered Accountants
(Firm Regn No : 0115987W)

(Anil Jain)
Proprietor
(Membership No : 039803)
UDIN :
Place : Mumbai
Date : 10/11/2023

For MRC AGROTECH LIMITED


Uttamkumar Singh
(Director)
DIN No: 09671175

